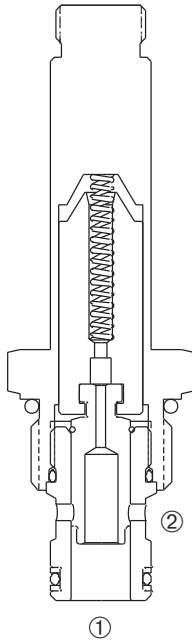
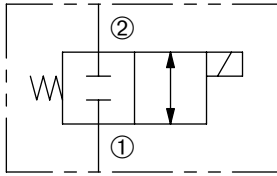


DSV2-100-2NCS

Normally-Closed, Two-Way, Two-Position,
Spool-Type Solenoid Valve

SERIES 10



DESCRIPTION

A cartridge valve designed to operate as a bi-directional blocking valve.

OPERATION

When de-energized, the DSV2-100-2NCS blocks flow in both directions.

When energized, the cartridge's spool shifts to allow flow in either direction.

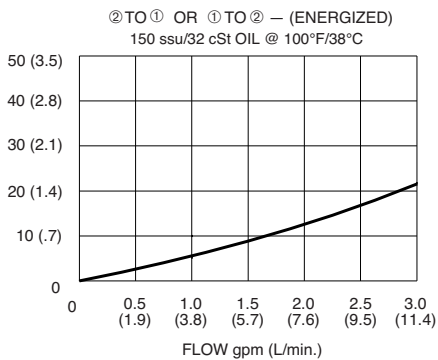
Operation of Manual Override Option: To override, push button in, twist counterclockwise and release. In this position, valve will remain open in a detented condition.

To return to normal operation, push button in, twist clockwise and release. Override will be detented in this position.

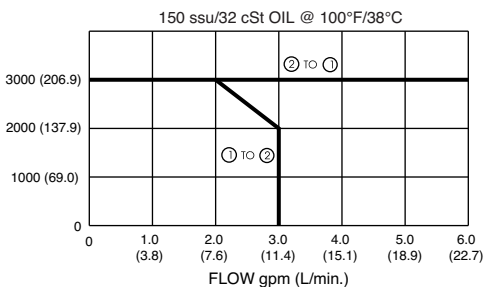
FEATURES and BENEFITS

- Both ports may be fully pressurized.
- Continuous-duty solenoid.
- Hardened precision spool and sleeve for long life.
- Efficient wet-armature construction.
- Cartridges are voltage interchangeable.
- Optional coil voltages and terminations.
- Manual override option.
- Industry common cavity.
- Compact size.

PRESSURE DROP VS. FLOW



PERFORMANCE CHARACTERISTIC



SPECIFICATIONS

Operating Pressure: 3000 PSI (207 Bar)

Flow: See PERFORMANCE CHARACTERISTIC graph.

Internal Leakage: 5 in.³/min. (82 cc/min.) max. at 3000 PSI (207 Bar)

Temperature: -30° F to +250° F (-35°C to +120° C)

Coil Rating: [Continuous from 85% to 110% of rated voltage.](#)

Current Draw: 12 VDC is 1.8 amps.

Minimum Pull-In Voltage: 85% of rated voltage at 3000 PSI (207 Bar)

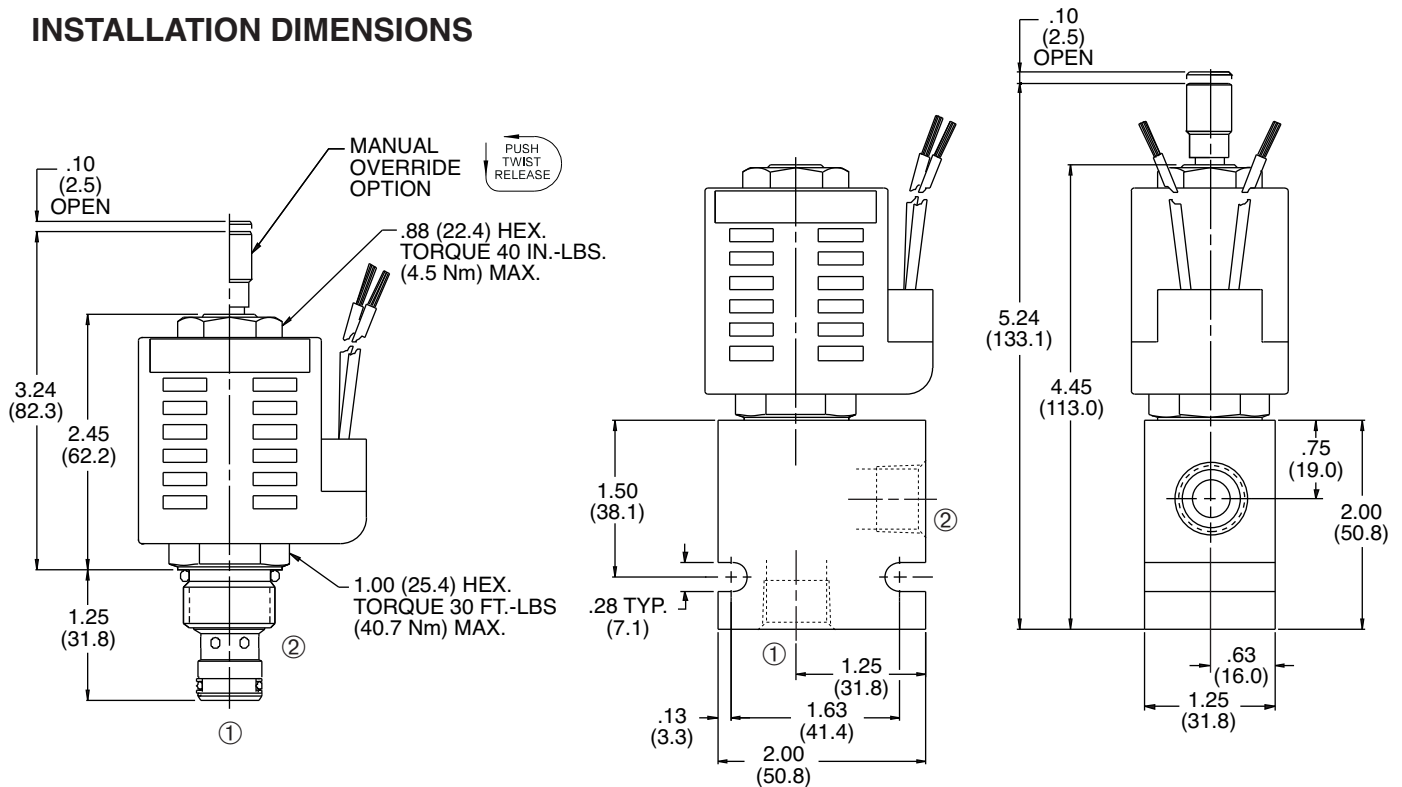
Recommended Filtration: ISO 17/15/13

Fluids: Mineral-based fluids. For other fluid compatibility consult factory.

Cavity/Cavity Tool: [100-2, see page 11.10.2](#)

In-Line Body Material: Anodized 6061T6 aluminum
alloy rated at 3000 PSI (207 Bar).

INSTALLATION DIMENSIONS



() Parentheses = Millimeters

HOW TO ORDER

DSV2 - 100 - 2 NC S - * - * - * * * - **

SOLENOID VALVE

CAVITY/SEAL

FLOW PATH

NORMALLY CLOSED

SPOOL

SEALS

N = Buna N

V = Viton

M = Manual Override
(Omit for standard)

D = DC
A = AC

PORTING

2N = 1/4 PTF

3N = 3/8 PTF

6T = SAE 6

8T = SAE 8

Omit for Cartridge Only

COIL CONNECTION

D = Double Lead

S = Single Lead

H = Hirschmann®

C = Conduit

B = Double Spade

E = Single Stud

VOLTAGE

1 = 12 Volt

2 = 24 Volt

5 = 120 Volt

6 = 240 Volt

9 = 20 Volt

10 = 10 Volt

Omit coil for cartridge only with nut.

Other porting and coil options available – consult factory.